	<p>HEALTH, SAFETY, ENVIRONMENT AND QUALITY MANAGEMENT SYSTEM</p> <p>12.0 USE OF BULL DOG GRIPS</p> <p>ON THE JOB TRAINING</p>	<p>OJT : 012 Page : 1 of 2 Date : 07-Nov-25 Rev : 10.1 Appr : DPA</p>
--	--	---

VESSEL : _____

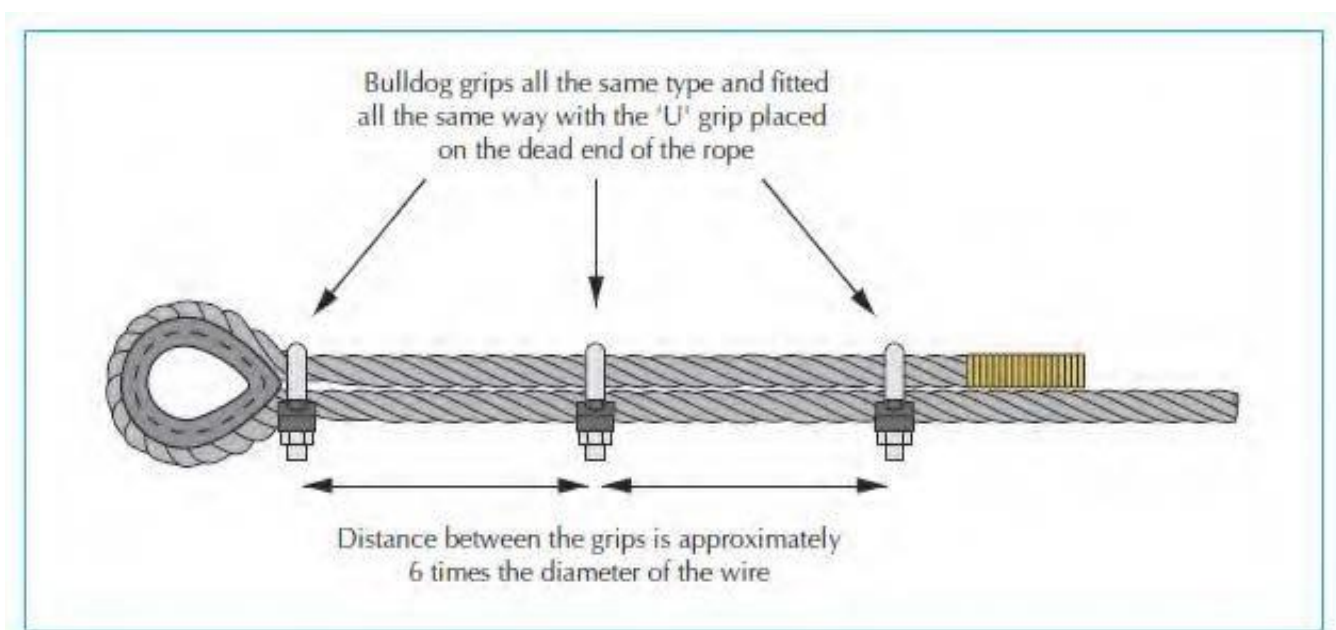
DATE : _____


Details of Training: Use of Bull Dog Grips



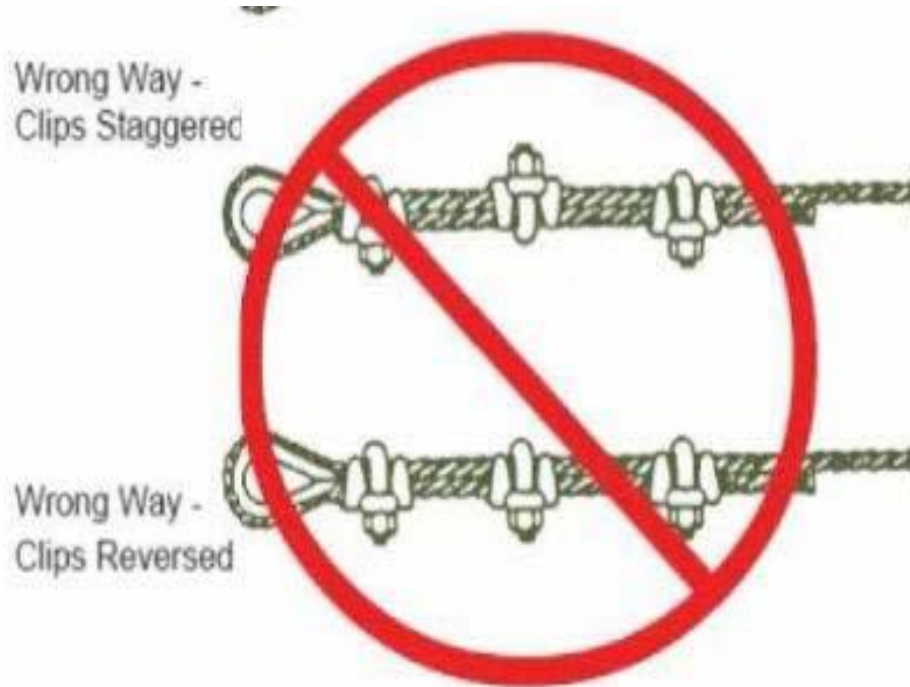
- The 'U'- bolt of the clip is to be placed over the 'U'nstressed part of the wire (dead end) with the distance between grips being approximately six rope diameter
- The 'S'addle of the clip is to be placed over the 'S'tressed part of the wire (on load bearing running side of the wire)
- The grips should be re-tightened and re-checked for tightness periodically
- Bull dog grips shall not be used with plastic-coated wire rope
- Bull dog grips shall not be used on any load-hoisting rope or lifting wires
- They are only suitable for forming an eye on stays or guys.

Correct Way :



	<p>HEALTH, SAFETY, ENVIRONMENT AND QUALITY MANAGEMENT SYSTEM</p> <p>12.0 USE OF BULL DOG GRIPS</p> <p>ON THE JOB TRAINING</p>	<p>OJT : 012 Page 2 of 2 Date : 07-Nov-25 Rev : 10.1 Appr : DPA</p>
--	--	---

Wrong Way:



Reference : Code of safe Working practice – Provision, Care and Use of Work Equipment - Annex

Training conducted for all staff onboard.

Master _____